

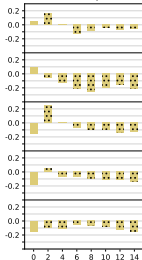
□ HAWC2 turbine ● HAWC2 ghost turbine

■ DWM

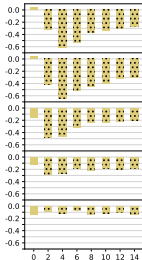
Relative DEL error $(DEL - DEL_{ref})/DEL_{ref}$

$\gamma = -30^\circ$ $\gamma = -20^\circ$ $\gamma = -10^\circ$ $\gamma = 10^\circ$ $\gamma = 0^\circ$

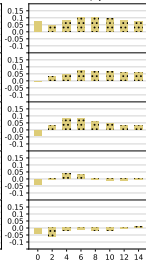
Blade root flapwise



Lower bottom foreaft



Lower top yaw



Downstream distance x/D