

HAWC2 turbine
 • HAWC2 ghost turbine
 LES
 DWM

Relative DEL error $(DEL - DEL_{ref})/DEL_{ref}$

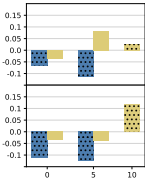
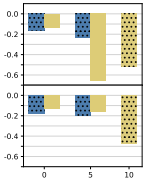
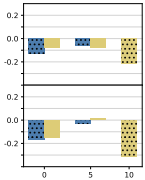
$y = 0^\circ$

$y = -30^\circ$

Blade root flapwise

Tower bottom foreaft

Tower top yaw



Downstream distance x/D