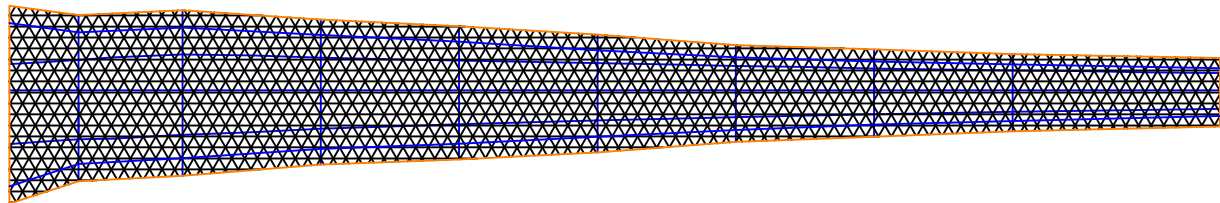
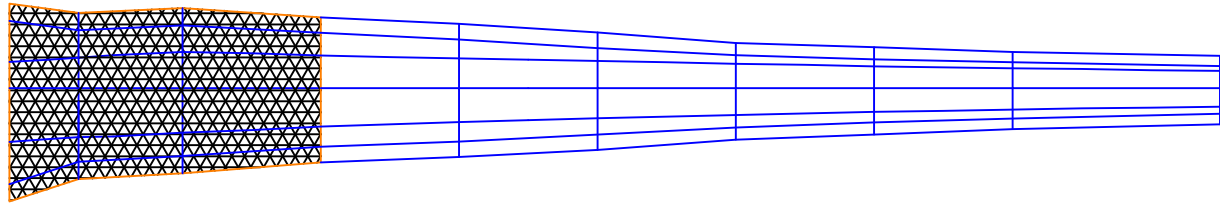
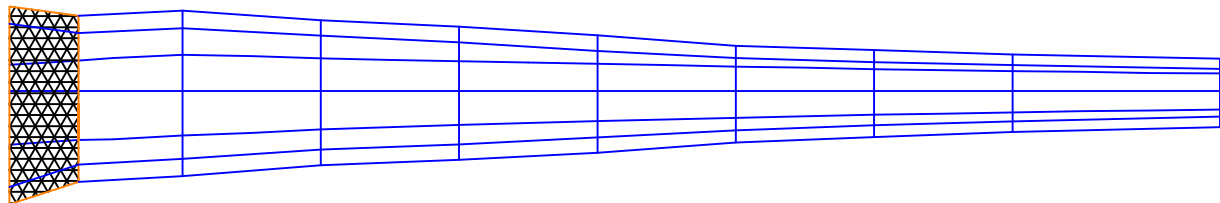
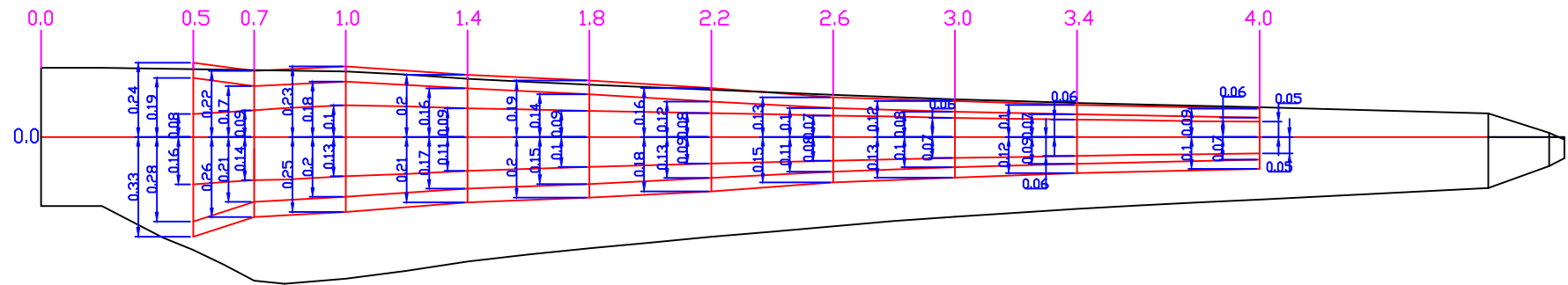


RevNo	Revision note	Date	Signature	Checked
-------	---------------	------	-----------	---------



The pictures show the blade in flattened state
Fabrication method : Wet hand Lay-up
Mean Wf (fiber weight fraction) = 0.55

Itemref	Quantity	Title/Name, designation, material, dimension etc			Article No./Reference	
Designed by CompBlades		Checked by CompBlades	Approved by – date CompBlades – 20/09/13	File name	Date 20/09/13	Scale 1:20
CompBlades.com			Blade Chassis – Lamination plan – Layers 7/8/9			
			METU__B__C__layers__070809		Edition 0	Sheet 1/1