

Glauert's Optimum Rotor Disk Revisited — A Calculus of Variations Solution and Exact Integrals for Thrust and Bending Moment Coefficients

Divya Tyagi ¹ and Sven Schmitz ²

^{1,2}The Pennsylvania State University, University Park, 16801, PA, USA

Correspondence: Sven Schmitz (sus52@psu.edu)

Abstract.

The present work is an amendment to Glauert's optimum rotor disk solution for the maximum power coefficient, $C_{P_{max}}$, as a function of tip speed ratio, λ . First, an alternate mathematical approach is pursued towards the optimization problem by means of calculus of variations. Secondly, analytical solutions for thrust and bending moment coefficients, C_T and C_{Be} , are derived, where an interesting characteristic is revealed pertaining to their asymptotic behavior for $\lambda \rightarrow \infty$. In addition, the limit case of the non-rotating actuator disk for $\lambda \rightarrow 0$ is shown for all three performance coefficients by repeated use of L'Hôpital's theorem, and its validity is discussed in the context of other works since Glauert.

1 Introduction

The original work of Glauert consisted of a closed-form solution describing the optimum performance of a rotating actuator disk (Glauert, 1935), where the simplified actuator disk concept for infinitely bladed propellers (Betz, 1919; Lanchester, 1915) was extended to wake rotation of energy-extracting rotors; see also Okulov and van Kuik (2012) for a review on the early history of momentum theory. In order for Glauert to close the basic equations of rotor disk theory, additional assumptions had to be applied that utilized a simple relationship between the induced velocity components and pressure jump at the rotor disk (Sørensen, 2016). At the time of Glauert, it was assumed that the kinetic energy required for wake rotation was extracted from the freestream (Goldstein, 1929), and this assumed wake energy—in conjunction with a constant pressure jump across the rotor disk—remain the fundamental assumptions in Glauert's theory. In this regard, Glauert's model differed from that of Joukowski (1918), which was built on the assumption of constant circulation across the rotor disk (Burton et al., 2011; Sørensen, 2016). Also, de Vries (1979) questioned the validity of ignoring the static pressure drop caused by wake rotation. Indeed, an additional pressure drop is required to balance the centrifugal force of rotating air parcels as a function of radial location on the disk; see also Sharpe (2004) for a discussion of a general momentum theory. A complete and comprehensive summary of the validity of all rotor disk theory models can be found in Sørensen (2016). In the end, various rotor disk models all approach the accepted Betz limit for maximum rotor power coefficient at high tip speed ratio. To date, however, no exact integrals have been presented for thrust and bending moment coefficients based on Glauert's optimum solution for axial and angular induction factors.

25 The objective of the present work is to determine the exact integrals for thrust and bending moment coefficients, serving as
 an addendum to Glauert’s original work deriving optimum power coefficients. In doing so, an elegant solution by means of
 calculus of variation reveals itself, recovering Glauert’s optimum distributions for axial and angular induction factors. Exact
 integrals for thrust and bending moment coefficients are then derived, including proper limit behavior of performance coef-
 30 ficients for low and high tip speed ratio. This work is organized as follows: Section 2 introduces classical rotor disk theory
 and relevant dimensionless parameters. Section 3 discusses Glauert’s optimum solution for the maximum power coefficient, as
 well as an alternate optimization approach by means of calculus of variation, and a formal asymptotic behavior of induction
 factors. Sections 4 and 5 detail the mathematics uncovering the exact integrals for thrust and bending moment coefficients,
 respectively. Section 6 summarizes the analytical solutions for all three performance coefficients and discusses the limitations
 with respect to validity at very low tip speed ratio. Section 7 contains some concluding remarks highlighting results obtained
 35 within the context of the typical range of tip speed ratio for modern wind turbines.

2 Rotor Disk Theory — Axial/Angular Induction Factors & Power Coefficient

The classical rotor disk formulation according to Glauert (1935) has been documented in various texts (Wilson et al., 1974;
 Hansen, 2008; Manwell et al., 2009; Burton et al., 2011; Wood, 2011; Schaffarczyk, 2014; Sørensen, 2016; Schmitz, 2019). In
 40 the following, only the primary relations relevant to this work are summarized:

Consider an axi-symmetric streamtube model that encompasses a wind turbine. The cross section, where the rotor is located,
 can be represented by a thin rotor disk of area, $A = \pi R^2$, where R is the disk radius. The axial induction factor, a , determines
 the reduction in wind speed, V_0 , at the disk. This coefficient is defined as

$$a = 1 - \frac{u}{V_0}, \quad (1)$$

45 where u is the axial speed at the rotor disk. As a consequence of rotor thrust, there exists a discontinuity in pressure, Δp , at
 the disk. Therefore, Bernoulli’s equation is applied both upstream and downstream of the disk. Adding these two equations
 together allows to solve for Δp , i.e. the pressure jump arising from disk theory

$$\Delta p = 2\rho V_0^2 a(1 - a) \quad (2)$$

in terms of the fluid density, ρ , V_0 and a as shown. Next, disk rotation is added at an angular speed, Ω . The wake angular
 50 velocity component, ω , just downstream of the disk, however, is affected by a rotor disk torque in the circumferential direction.
 The angular induction factor, a' , relates the wake angular velocity to the angular speed of the rotor disk:

$$a' = \frac{\omega}{2\Omega} \quad (3)$$

Bernoulli’s equation is applied once more upstream and downstream of the rotor disk. Note that in Glauert’s theory, the
 assumption is that the same pressure jump, Δp , that generates thrust also generates rotor torque and power. The resulting Δp
 55 equation arising from added wake rotation becomes:

$$\Delta p = 2\rho V_0^2 a'(1 + a')\lambda_r^2 \quad (4)$$

A practical relation between a and a' is obtained by equating Eqs. (2) and (4) such that

$$\lambda_r^2 = \frac{a(1-a)}{a'(1+a')}, \quad (5)$$

where $\lambda_r = \frac{r}{R}$ is the local tip speed ratio, with $\frac{r}{R}$ being the non-dimensional blade radius and $\lambda = \frac{\Omega R}{V_0}$ the tip speed ratio.

60 In rotor disk theory, the rotor power coefficient, $C_P = P/(\frac{1}{2}\rho V_0^2 A)$, with P being rotor power, is obtained by the following integral:

$$C_P = \frac{8}{\lambda^2} \int_0^\lambda a'(1-a)\lambda_r^3 d\lambda_r \quad (6)$$

3 Glauert's Original Optimum Solution

In 1935, aerodynamicist Hermann Glauert approached the mathematical optimization problem of maximizing C_P as a function
65 of λ . Glauert's formal definition of the objective function f is given as:

$$f(a, a') = a'(1-a) \quad (7)$$

For the sake of brevity, Glauert's detailed derivation is not presented here but is included in modified form in Appendix A. It concludes in a third-order polynomial for $a(\lambda_r)$

$$16a^3 - 24a^2 + (9 - 3\lambda_r^2)a + (\lambda_r^2 - 1) = 0 \quad (8)$$

70 which can be solved iteratively using, for example, a Newton-Raphson algorithm. Glauert also found a simple expression for $a'(a)$ that reads:

$$a' = \frac{1-3a}{4a-1} \quad (9)$$

Next, Glauert substituted the optimum solutions for $a(\lambda_r)$ and $a'(a)$ back into Eq. (6) and solved for the exact integral for the maximum power coefficient, $C_{P_{max}}$, as a function of tip speed ratio, λ

$$75 \quad C_{P_{max}} = \frac{1}{\lambda^2} \cdot \left(\frac{2}{9}\right)^3 \left[\frac{64}{5}x^5 + 72x^4 + 124x^3 + 38x^2 - 63x - 12\ln x - \frac{4}{x} \right]_{x_2=1-3a_2}^{x_1=\frac{1}{4}} \quad (10)$$

where a_2 is the corresponding solution of $a(\lambda_r)$ when evaluating Eq. (8) at λ . The exact $C_{P_{max}}$ integral from Eq. (10) converges to the theoretical Betz limit at $\frac{16}{27} \approx 0.5926$ for high λ . The reader is referred to Appendix A for details.

In the present paper, Glauert's work is amended first by finding a simple alternative solution based on calculus of variations and formally showing the behavior for low and high λ , and then by deriving corresponding exact integrals for thrust and
80 bending moment coefficients, C_T and C_{Be} .

3.1 A Calculus of Variations Solution for $C_{P_{max}}$

A Lagrangian function, $\mathcal{L}(a, a', \mathcal{X})$, is defined as

$$\mathcal{L}(a, a', \mathcal{X}) = f(a, a') + \mathcal{X}g(a, a') \quad (11)$$

where $f(a, a') = a'(1 - a)$ is the objective function from Eq. (7), $g(a, a') = a(1 - a) - a'(1 + a')\lambda_r^2$ is the equality constraint from Eq. (5), and \mathcal{X} is the Lagrange multiplier. To maximize $f(a, a')$ under the equality constraint of $g(a, a') = 0$, the stationary points of $\mathcal{L}(a, a', \mathcal{X})$ must be determined by setting all partial derivatives of \mathcal{L} with respect to a , a' , and \mathcal{X} equal to 0. Those partial derivatives become:

$$\frac{\partial \mathcal{L}}{\partial a} = -a' + \mathcal{X}(1 - 2a) = 0 \quad (12)$$

$$90 \quad \frac{\partial \mathcal{L}}{\partial a'} = 1 - a - \mathcal{X}\lambda_r^2(1 + 2a') = 0 \quad (13)$$

$$\frac{\partial \mathcal{L}}{\partial \mathcal{X}} = a(1 - a) - a'(1 + a')\lambda_r^2 = 0 \quad (14)$$

The goal is to solve this system of equations for polynomials $a(\lambda_r)$ and $a'(\lambda_r)$. This can be done multiple ways; however, a simple method involves equating \mathcal{X} from Eqs. (12) and (13). The resulting expression is then substituted into the final partial derivative in Eq. (14). After some algebraic manipulation, a factored polynomial for $a(\lambda_r)$ reads

$$(16a^3 - 24a^2 + (9 - 3\lambda_r^2)a + (\lambda_r^2 - 1)) \cdot (a - 1) = 0 \quad (15)$$

where its factor of third order recovers Glauert's original polynomial from Eq. (8).

The same system of equations can be solved instead to compute a polynomial for $a'(\lambda_r)$. This time, a' from Eqs. (12) and (13) is equated, and the resulting expression for a is then substituted into the partial derivative from Eq. (14). After some algebraic simplification, a third-order polynomial for $a'(\lambda_r)$ is obtained:

$$16\lambda_r^2(a')^3 + 24\lambda_r^2(a')^2 + (9\lambda_r^2 - 3)a' - 2 = 0 \quad (16)$$

The relations presented in Eqs. (15) and (16) were computed by means of calculus of variations, a methodology different from Glauert's original approach. However, both approaches produce identical results for the optimum flow conditions. Note that a calculus of variations approach for lightly-loaded propellers has been documented in Breslin and Andersen (1994).

105 3.2 Limiting Case of a & a' for Low and High Tip Speed Ratio

Next, it is of interest to determine the limiting case for a as λ_r tends to both 0 and ∞ . As $\lambda_r \rightarrow 0$, Eq. (15) becomes

$$16a^3 - 24a^2 + 9a - 1 = (a - 1)(4a - 1)^2 = 0 \quad (17)$$

which has the trivial roots $a = \frac{1}{4}, 1$. Here, the physical solution of $a = \frac{1}{4}$ is consistent with Glauert's original work. As for the upper limit of $\lambda_r \rightarrow \infty$ for Eq. (15), the equation can be recast to obtain

$$110 \quad \frac{1}{1 + \lambda_r^2} = \frac{1 - 3a}{-2(2a - 1)^3}, \quad (18)$$

where it becomes apparent that as the left-hand side of Eq. (18) tends to zero for $\lambda_r \rightarrow \infty$, the right-hand side can only reconcile this for $a \rightarrow \frac{1}{3}$. This result is again consistent with Glauert's original solution. Alternatively, the factorization in Eq. (17) can be used to restate the third-order factor in Eq. (15) to obtain

$$\frac{1}{\lambda_r^2} = \frac{1 - 3a}{(1 - a)(1 - 4a)^2} \quad (19)$$

115 which concludes the same for $\lambda_r \rightarrow 0, \infty$ and is in fact a relation used by Glauert in the exact integral for $C_{P_{max}}$, see Appendix A, and is used in Section 3 for the exact integrals of C_T and C_{Be} . For completeness, the limiting case for a' as λ_r tends to both 0 and ∞ is also determined. Equation (16) is rearranged to:

$$\frac{1}{\lambda_r^2} = \frac{(4a' + 3)^2}{2 + 3a'} a' \quad (20)$$

For added wake rotation $a' > 0$, the left-hand side of Eq. (20) tends to ∞ for $\lambda_r \rightarrow 0$. This can be reconciled on the right-
120 hand side by $a' \rightarrow \infty$. Likewise, as the limit of the left-hand side of Eq. (20) becomes 0 for $\lambda_r \rightarrow \infty$, the right-hand side will only be satisfied with a physical solution of $a' \rightarrow 0$. Both behaviors are consistent with Glauert's solution, see Appendix A.

3.3 Limiting Case of $C_{P_{max}}$ for Low and High Tip Speed Ratio

The limiting case of the $C_{P_{max}}$ integral for $\lambda_r \rightarrow 0$ is not easily shown, and in fact was not explicitly stated in Glauert's original work. It is added here as part of the amendment. To better illustrate the behavior, the substitution $x = 1 - 3a$ is used along with
125 the practical relation from Eq. (19) at the integration bound a_2 such that Eq. (10) becomes:

$$C_{P_{max}} = \frac{(1 - 3a_2)}{(1 - a_2)(1 - 4a_2)^2} \cdot \left(\frac{2}{9}\right)^3 \left[-10.5082 - \left(\frac{64}{5}(1 - 3a_2)^5 + 72(1 - 3a_2)^4 + 124(1 - 3a_2)^3 + 38(1 - 3a_2)^2 - 63(1 - 3a_2) - 12\ln(1 - 3a_2) - \frac{4}{(1 - 3a_2)}\right) \right] \quad (21)$$

It is evident that for $\lambda_r = 0$, where $a_2 = \frac{1}{4}$, there exists a singularity for $C_{P_{max}}$. Therefore, a limit for $C_{P_{max}}$ as $\lambda_r \rightarrow 0$, or as $a_2 \rightarrow \frac{1}{4}$, must be taken that results in the following:

$$\lim_{a_2 \rightarrow \frac{1}{4}} C_{P_{max}} = \frac{0}{0} \quad (22)$$

130 Since evaluating this limit results in the indeterminate form of $\frac{0}{0}$, the mathematical theorem known as L'Hôpital's rule can be applied to determine the true limit using derivatives.

$$\lim_{a_2 \rightarrow \frac{1}{4}} \frac{f(a_2)}{g(a_2)} = \lim_{a_2 \rightarrow \frac{1}{4}} \frac{f'(a_2)}{g'(a_2)} = \lim_{a_2 \rightarrow \frac{1}{4}} \frac{f''(a_2)}{g''(a_2)} \quad (23)$$

For ease of reference, the functions f and g extracted from Eq. (21) are explicitly stated below:

$$f(a_2) = \left(\frac{2}{9}\right)^3 \left[-10.5082 - \frac{64}{5}(1-3a_2)^5 + 72(1-3a_2)^4 + 124(1-3a_2)^3 + 38(1-3a_2)^2 - 63(1-3a_2) - 12\ln(1-3a_2) - \frac{4}{(1-3a_2)} \right] \quad (24)$$

135

$$g(a_2) = \frac{(1-a_2)(1-4a_2)^2}{1-3a_2} \quad (25)$$

Applying the limit of $a_2 \rightarrow \frac{1}{4}$ (or $\lambda_r \rightarrow 0$) does result in the following:

$$\lim_{a_2 \rightarrow \frac{1}{4}} \frac{f'(a_2)}{g'(a_2)} = \lim_{a_2 \rightarrow \frac{1}{4}} \frac{24(64a_2^6 - 224a_2^5 + 308a_2^4 - 212a_2^3 + 77a_2^2 - 14a_2 + 1)}{6(4a_2 - 1)(4a_2^2 - 4a_2 + 1)} \cdot \frac{(3a_2 - 1)^2}{(3a_2 - 1)^2} = \frac{0}{0} \quad (26)$$

Applying L'Hôpital's rule twice, however, proves the following:

$$140 \quad \lim_{a_2 \rightarrow \frac{1}{4}} \frac{f''(a_2)}{g''(a_2)} = \lim_{a_2 \rightarrow \frac{1}{4}} \frac{96(192a_2^6 - 600a_2^5 + 742a_2^4 - 467a_2^3 + 159a_2^2 - 28a_2 + 2)}{12(24a_2^3 - 24a_2^2 + 8a_2 - 1)} = 0 \quad (27)$$

Thereby the intuitive result that $C_{P_{max}} \rightarrow 0$ as $\lambda_r \rightarrow 0$ has been formally shown. Note that the high tip speed ratio limit of Eq. 21 for $a_2 \rightarrow \frac{1}{3}$ (or $\lambda_r \rightarrow \infty$) is more readily shown with

$$\lim_{a_2 \rightarrow \frac{1}{3}} C_{P_{max}} = \lim_{a_2 \rightarrow \frac{1}{3}} \frac{4}{(1-a_2)(1-4a_2)^2} \cdot \left(\frac{2}{9}\right)^3 = \frac{16}{27}, \quad (28)$$

145 which indeed recovers the known Betz limit. Next follows an additional amendment to Glauert's work by means of analytical derivations for thrust and bending moment coefficients, C_T and C_{Be} , based on optimum a and a' distributions.

4 Exact Integral of the Thrust Coefficient C_T Based on Glauert's Optimum Solution

The pressure jump, Δp , generates a rotor thrust, $T = \Delta p A$, across the rotor disk in the axial direction. In differential form, this becomes $dT = \Delta p dA = 4\pi\rho V_0^2 a(1-a)rdr$, using the definition of Δp from Eq. (2) and $dA = 2\pi r dr$. A dimensionless rotor thrust coefficient is then defined as:

$$150 \quad C_T = \frac{T}{\frac{1}{2}\rho V_0^2 A} \quad (29)$$

The incremental thrust coefficient, dC_T , can be computed by dividing the incremental thrust, dT , by $\frac{1}{2}\rho V_0^2 A$, resulting in the following expression for dC_T .

$$dC_T = 8a(1-a)\frac{r}{R}d\left(\frac{r}{R}\right) \quad (30)$$

Recall that the definition for local tip speed ratio is $\lambda_r = \frac{r}{R}\lambda$. Substituting the expression for non-dimensional blade radius, $\frac{r}{R}$, into Eq. (30) leads to the final expression for dC_T :

$$dC_T = \frac{8}{\lambda^2} a(1-a)\lambda_r d\lambda_r \quad (31)$$

160 To write C_T exclusively in terms of a , differentiating Eq. (19) yields a relation for $\lambda_r d\lambda_r$ with

$$\lambda_r d\lambda_r = \frac{3(4a-1)(1-2a)^2}{(1-3a)^2} da \quad (32)$$

such that an integral for C_T can be written as:

$$\begin{aligned} C_T &= \frac{8}{\lambda^2} \int_0^\lambda a(1-a)\lambda_r d\lambda_r \\ &= -\frac{24}{\lambda^2} \int_0^\lambda \frac{a(1-a)(1-4a)(1-2a)^2}{(1-3a)^2} da \end{aligned} \quad (33)$$

The same substitution as used by Glauert is carried through, where $x = 1 - 3a$, resulting in

$$\begin{aligned} C_T &= \frac{1}{\lambda^2} \cdot \frac{8}{243} \int_{x_2}^{x_1} \left[\frac{(1-x)(2+x)(1-4x)(1+2x)^2}{x^2} \right] dx \\ 165 \quad &= -\frac{1}{\lambda^2} \cdot \frac{8}{243} \int_{x_1}^{x_2} \left(16x^3 + 28x^2 - 20x - 25 - \frac{1}{x} + \frac{2}{x^2} \right) dx \end{aligned} \quad (34)$$

which can be easily integrated to yield the following:

$$C_T = \frac{1}{\lambda^2} \cdot \frac{8}{243} \left[4x^4 + \frac{28}{3}x^3 - 10x^2 - 25x - \ln x - \frac{2}{x} \right]_{x_2=1-3a_2}^{x_1=\frac{1}{4}} \quad (35)$$

To better understand the behavior of the C_T integral, Eq. (35) is rewritten again in terms of a . The integration bounds x_1 and x_2 are substituted in as $\frac{1}{4}$ and $(1-3a_2)$, respectively, where $\lambda^2 = \lambda_r^2|_{a_2}$ such that:

$$\begin{aligned} C_T &= \frac{(1-3a_2)}{(1-a_2)(1-4a_2)^2} \cdot \frac{8}{243} \left[-13.3272 - \left(4(1-3a_2)^4 + \frac{28}{3}(1-3a_2)^3 - 10(1-3a_2)^2 \right. \right. \\ 170 \quad &\left. \left. - 25(1-3a_2) - \ln(1-3a_2) - \frac{2}{(1-3a_2)} \right) \right] \end{aligned} \quad (36)$$

As $\lambda_r \rightarrow 0$, or $a_2 \rightarrow \frac{1}{4}$, there exists a singularity and C_T is not defined (note: a similar behavior was found earlier for $C_{P_{max}}$). Indeed the limit for C_T as $\lambda_r \rightarrow 0$, or $a_2 \rightarrow \frac{1}{4}$, becomes:

$$\lim_{a_2 \rightarrow \frac{1}{4}} C_T = \frac{0}{0} \quad (37)$$

Since evaluating this limit results in the indeterminate form of $\frac{0}{0}$, L'Hôpital's rule can be applied to determine the true limit.

175 The theorem equates the following limits, where functions f and g are differentiable:

$$\lim_{a_2 \rightarrow c} \frac{f(a_2)}{g(a_2)} = \lim_{a_2 \rightarrow c} \frac{f'(a_2)}{g'(a_2)} \quad (38)$$

For ease of reference, the functions f and g extracted from Eq. (36) are explicitly stated below:

$$f(a_2) = \frac{8}{243} \left[-13.3272 - \left(4(1 - 3a_2)^4 + \frac{28}{3}(1 - 3a_2)^3 - 10(1 - 3a_2)^2 - 25(1 - 3a_2) - \ln(1 - 3a_2) - \frac{2}{(1 - 3a_2)} \right) \right] \quad (39)$$

$$g(a_2) = \frac{(1 - a_2)(1 - 4a_2)^2}{1 - 3a_2} \quad (40)$$

180 Applying L'Hôpital's rule once results in the following as a_2 approaches $\frac{1}{4}$:

$$\lim_{a_2 \rightarrow \frac{1}{4}} \frac{f'(a_2)}{g'(a_2)} = \lim_{a_2 \rightarrow \frac{1}{4}} \frac{\frac{-24a_2(16a_2^4 - 36a_2^3 + 28a_2^2 - 9a_2 + 1)}{(3a_2 - 1)^2}}{\frac{6(4a_2 - 1)(4a_2^2 - 4a_2 + 1)}{(3a_2 - 1)^2}} = \frac{0}{0} \quad (41)$$

It is valid to apply L'Hôpital's rule a second time, as functions f and g are differentiable. This yields

$$\lim_{a_2 \rightarrow \frac{1}{4}} \frac{f''(a_2)}{g''(a_2)} = \lim_{a_2 \rightarrow \frac{1}{4}} \frac{-80a_2^4 + 144a_2^3 - 84a_2^2 + 18a_2 - 1}{12a_2^2 - 10a_2 + 2} = \frac{3}{4} \quad (42)$$

where it is interesting to note that the thrust coefficient, C_T , converges to 0.75 as $\lambda \rightarrow 0$. Though seemingly a surprising result

185 at first, it will be reconciled with actuator disk theory in a later section.

Note again that the high tip speed ratio limit of Eq. (36) for $\lambda_r \rightarrow \infty$ (or $a_2 \rightarrow \frac{1}{3}$) is more readily shown with

$$\lim_{a_2 \rightarrow \frac{1}{3}} C_T = \lim_{a_2 \rightarrow \frac{1}{3}} \frac{2}{(1 - a_2)(1 - 4a_2)^2} \cdot \frac{8}{243} = \frac{8}{9} \quad (43)$$

which is also fully consistent with actuator disk theory, as will be shown further below.

5 Exact Integral of the Bending Moment Coefficient C_{Be} Based on Glauert's Optimum Solution

190 The bending moment, Be , is an important structural parameter when assessing the loading of wind turbine blades. A dimensionless bending moment coefficient is defined as:

$$C_{Be} = \frac{Be}{\frac{1}{2}\rho V_0^2 AR} \quad (44)$$

In differential form, dBe is essentially the product of thrust dC_T and lever arm $\frac{r}{R}$ of the local annulus such that

$$\begin{aligned} dC_{Be} &= dC_T \cdot \frac{r}{R} \\ &= \frac{8}{\lambda^2} a(1-a) \lambda_r d\lambda_r \cdot \frac{r}{R} \\ &= \frac{8}{\lambda^3} a(1-a) \lambda_r^2 d\lambda_r \end{aligned} \quad (45)$$

195 where Eq. (31) was used. The exact integral for the total bending moment coefficient, C_{Be} is hence defined as:

$$C_{Be} = \int_0^\lambda dC_{Be} = \frac{8}{\lambda^3} \int_0^\lambda a(1-a) \lambda_r^2 d\lambda_r \quad (46)$$

Substituting a combination of Eqs. (5) and (32) yields:

$$C_{Be} = -\frac{24}{\lambda^3} \int_0^\lambda \frac{a(1-a)^{3/2}(1-4a)^2(1-2a)^2}{(1-3a)^{5/2}} da \quad (47)$$

Once more, the integration substitution is performed, where $x = 1 - 3a$, so that C_{Be} can be solved analytically to:

$$\begin{aligned} C_{Be} &= \frac{1}{\lambda^3} \cdot \frac{8}{243 \cdot 27^{1/2}} \int_{x_1}^{x_2} \frac{(1-x)(2+x)^{3/2}(1-4x)^2(1+2x)^2}{x^{5/2}} dx \\ &= \frac{1}{\lambda^3} \cdot \frac{8}{243 \cdot 27^{1/2}} \left[-24 \ln((x+2)^{1/2} + x^{1/2}) \right. \\ 200 &\quad \left. - \frac{(x+2)^{1/2}(192x^6 + 408x^5 - 532x^4 - 890x^3 + 585x^2 - 260x + 20)}{15x^{3/2}} \right]_{x_2=1-3a_2}^{x_1=\frac{1}{4}} \end{aligned} \quad (48)$$

To better understand the behavior of the C_{Be} function, Eq. (48) is rewritten solely in terms of a . This means substituting $\lambda^3 = \lambda_r^3|_{a_2}$ in the denominator by raising Eq. (19), which is evaluated at the integration bound a_2 , to the power $\frac{3}{2}$ such that:

$$\lambda^3 = -\frac{(1-a_2)^{\frac{3}{2}}(1-4a_2)^3}{(1-3a_2)^{\frac{3}{2}}} \quad (49)$$

The values for x_1 and x_2 are substituted in as well, being $\frac{1}{4}$ and $(1-3a_2)$, respectively, where a_2 is simply $a(\lambda_r)$ such that:

$$\begin{aligned} C_{Be} &= -\frac{(1-3a_2)^{3/2}}{(1-a_2)^{3/2}(1-4a_2)^3} \cdot \frac{8}{243 \cdot 27^{1/2}} \left[2.5457 - \left(-24 \ln[(3-3a_2)^{1/2} + (1-3a_2)^{1/2}] \right) \right. \\ &\quad \left. - \frac{(3-3a_2)^{1/2} \cdot (192(1-3a_2)^6 + 408(1-3a_2)^5 - 532(1-3a_2)^4 - 890(1-3a_2)^3)}{15 \cdot (1-3a_2)^{3/2}} \right. \\ 205 &\quad \left. - \frac{(3-3a_2)^{1/2} \cdot (585(1-3a_2)^2 - 260(1-3a_2) + 20)}{15 \cdot (1-3a_2)^{3/2}} \right) \end{aligned} \quad (50)$$

As $\lambda_r \rightarrow 0$ (or $a_2 \rightarrow \frac{1}{4}$), the bending moment coefficient, C_{Be} , yields the following indeterminate form:

$$\lim_{a \rightarrow \frac{1}{4}} C_{Be} = \frac{f(a_2)}{g(a_2)} = \frac{0}{0} \quad (51)$$

For ease of reference, the functions f and g extracted from Eq. (50) are explicitly stated below:

$$f(a) = \frac{8}{243 \cdot 27^{1/2}} \left[2.5457 - \left((-24 \ln[(3 - 3a_2)^{1/2} + (1 - 3a_2)^{1/2}]) \right. \right. \\ \left. \left. - \frac{(3 - 3a_2)^{1/2} \cdot (192(1 - 3a_2)^6 + 408(1 - 3a_2)^5 - 532(1 - 3a_2)^4 - 890(1 - 3a_2)^3)}{15 \cdot (1 - 3a_2)^{3/2}} \right. \right. \\ \left. \left. - \frac{(3 - 3a_2)^{1/2} \cdot (585(1 - 3a_2)^2 - 260(1 - 3a_2) + 20)}{15 \cdot (1 - 3a_2)^{3/2}} \right) \right] \quad (52)$$

$$210 \quad g(a) = -\frac{(1 - a_2)^{3/2}(1 - 4a_2)^3}{(1 - 3a_2)^{3/2}} \quad (53)$$

Using L'Hôpital's rule once leads to the indeterminate form of $\frac{0}{0}$ with

$$f'(a_2) = \frac{3359232a_2^7 - 11757312a_2^6 + 16166304a_2^5 - 11127456a_2^4 + 4041576a_2^3 - 734832a_2^2 + 52488a_2}{3^{\frac{13}{2}}(1 - 3a_2)^{\frac{5}{2}}(3 - 3a_2)^{1/2}}$$

$$g'(a_2) = \frac{9(1 - a_2)^{1/2}(4a_2 - 1)^2(4a_2^2 - 4a_2 + 1)}{(1 - 3a_2)^{\frac{5}{2}}}$$

and

$$215 \quad C_{Be} = \lim_{a_2 \rightarrow \frac{1}{4}} \frac{f'(a_2)}{g'(a_2)} = \frac{0}{0} \quad (54)$$

Applying L'Hôpital's rule a second time still results in the indeterminate form of $\frac{0}{0}$ as

$$f''(a_2) = \frac{120932352a_2^8 - 519001344a_2^7 + 925888320a_2^6 - 893765664a_2^5 + 509553504a_2^4}{3^{\frac{13}{2}}(1 - 3a_2)^{\frac{7}{2}}(3 - 3a_2)^{3/2}} \\ - \frac{175414896a_2^3 + 35429400a_2^2 - 3779136a_2 + 157464}{3^{\frac{13}{2}}(1 - 3a_2)^{\frac{7}{2}}(3 - 3a_2)^{3/2}}$$

$$g''(a_2) = \frac{3456a_2^5 - 7776a_2^4 + 6624a_2^3 - 2736a_2^2 + 558a_2 - 45}{(1 - 3a_2)^{7/2}(1 - a_2)^{1/2}}$$

and

$$220 \quad C_{Be} = \lim_{a_2 \rightarrow \frac{1}{4}} \frac{f''(a_2)}{g''(a_2)} = \frac{0}{0} \quad (55)$$

Differentiating functions f and g a third time results in a definite value for the limiting case of C_{Be} with

$$f'''(a_2) = \frac{3265173504a_2^9 - 16597965312a_2^8 + 36147435840a_2^7 - 44231007744a_2^6 + 33530384160a_2^5}{3^{\frac{13}{2}}(1 - 3a_2)^{\frac{9}{2}}(3 - 3a_2)^{\frac{5}{2}}} \\ - \frac{16363658880a_2^4 + 5158048248a_2^3 - 1017532368a_2^2 + 114791256a_2 - 5668704}{3^{\frac{13}{2}}(1 - 3a_2)^{\frac{9}{2}}(3 - 3a_2)^{\frac{5}{2}}} \quad (56)$$

$$g'''(a_2) = \frac{10368a_2^6 - 31104a_2^5 + 36288a_2^4 - 21312a_2^3 + 6642a_2^2 - 1026a_2 + 63}{(1 - 3a_2)^{\frac{9}{2}}(1 - a_2)^{\frac{3}{2}}} \quad (57)$$

and

$$225 \quad C_{Be} = \lim_{a_2 \rightarrow \frac{1}{4}} \frac{f'''(a_2)}{g'''(a_2)} = \frac{1}{2} \quad (58)$$

Note again that the high tip speed ratio limit of Eq. (50) for $\lambda_r \rightarrow \infty$ is more readily shown with

$$\lim_{a_2 \rightarrow \frac{1}{3}} C_{Be} = \lim_{a_2 \rightarrow \frac{1}{3}} \frac{-(3 - 3a_2)^{\frac{1}{2}} \cdot \frac{4}{3}}{(1 - a_2)^{\frac{3}{2}}(1 - 4a_2)^3} \cdot \frac{8}{243 \cdot 27^{\frac{1}{2}}} = \frac{16}{27} \quad (59)$$

For the high λ_r limit, the value of C_{Be} approaches $\frac{16}{27} \approx 0.5926$. Here it is interesting to note that both $C_{P_{max}}$ and C_{Be} tend to the Betz limit as $\lambda_r \rightarrow \infty$, which is reconciled in the next section.

230 6 Summary of Coefficients Derived from Glauert's Optimum Model

Figure 1 shows the three coefficients of interest, $C_{P_{max}}$, C_T , and C_{Be} , and their tabulated values over a range of design tip speed ratios between 0 and 10. Note that Glauert's original work showed exclusively $C_{P_{max}}$ based on optimum flow conditions. Exact analytical solutions for C_T and C_{Be} , on the other hand, constitute an amendment to Glauert's original work.

λ	$C_{P_{max}}$	C_T	C_{Be}
$\rightarrow 0$	0	0.7500	0.5000
1	0.4155	0.8458	0.5685
2	0.5112	0.8689	0.5828
3	0.5454	0.8773	0.5874
4	0.5615	0.8812	0.5894
5	0.5704	0.8834	0.5905
6	0.5759	0.8847	0.5911
7	0.5795	0.8856	0.5914
8	0.5820	0.8863	0.5917
9	0.5838	0.8867	0.5919
10	0.5852	0.8871	0.5920
$\rightarrow \infty$	0.5926	0.8889	0.5926

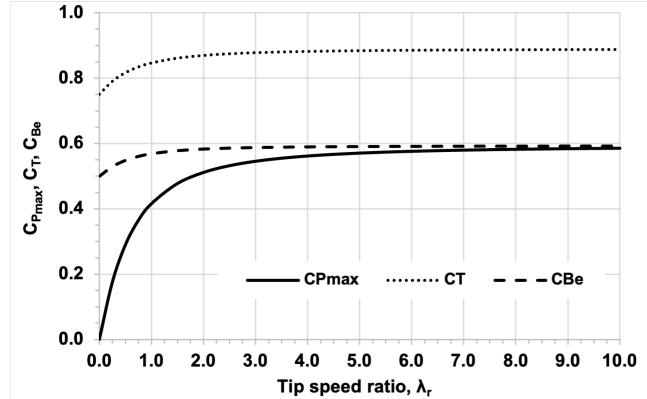


Figure 1. Power $C_{P_{max}}$, thrust C_T , and bending moment C_{Be} coefficients as functions of tip speed ratio, λ , for optimal a and a' distribution.

Beginning with the high tip speed ratio limit of $\lambda \rightarrow \infty$, both power and bending moment coefficients, $C_{P_{max}}$ and C_{Be} ,
 235 converge to the Betz limit $\frac{16}{27} \approx 0.5926$. This may at first seem surprising for C_{Be} ; however, it is a direct consequence of the

respective limit for the thrust coefficient, C_T . In fact, $C_T \rightarrow \frac{8}{9}$ for $\lambda \rightarrow \infty$, which describes the limit of actuator disk theory with $C_T = 4a(1-a) = \frac{8}{9}$ for the optimum $a \rightarrow \frac{1}{3}$. In addition, one consequence of a constant pressure jump, Δp , across the rotor disk is a linear thrust distribution $dT = \Delta p \, 2\pi r \, dr$ whose center of pressure is known to be at $\frac{2}{3} \frac{r}{R}$. From this simple thought experiment, it is indeed understood that $C_{Be} = \frac{2}{3} C_T = \frac{16}{27}$ (Betz limit) for $\lambda \rightarrow \infty$.

240 For the low tip speed ratio limit of $\lambda \rightarrow 0$, it is known that $C_{P_{max}} \rightarrow 0$; however, it has been formally proven for the first time as part of this amendment using L'Hôpital's theorem. On the other hand, thrust and bending moment coefficients, C_T and C_{Be} , tend towards non-zero values. The thrust coefficient, C_T , remains consistent with a non-rotating actuator disk such that $C_T = 4a(1-a) = \frac{3}{4}$ for $a \rightarrow \frac{1}{4}$. The center of pressure stays at $\frac{2}{3} \frac{r}{R}$ in the limit such that $C_{Be} = \frac{2}{3} C_T = \frac{1}{2}$, all of which is consistent with Fig. 1 and the limit of actuator disk theory. Note however that for rotor disk theory where $0 < \lambda < \infty$, the ratio

245 $C_{Be}/C_T \approx \frac{2}{3}$, though not exactly, as $a(\lambda_r) \neq const.$ in Glauert's solution, see Fig. A1.

6.1 Validity of Classical Glauert Theory

In his approach, Glauert assumed the pressure in the wake to be approximately equal to the freestream pressure, and the azimuthal velocity in the wake to be approximately equal to the azimuthal velocity immediately behind the rotor plane (Sørensen,

250 2016). The first assumption has been questioned by others (de Vries, 1979) due to the pressure gradient required to maintain swirl. Generally, areas of improvement have been identified within Glauert's work for low tip speed ratio that include refinement of the blade model, swirl effects, tip correction, the optimization routine, and considerations to atmospheric and rotor conditions (van Kuik, 2018). In this context, the greatest variation among different aerodynamic rotor models is present within the optimum flow conditions, $a(\lambda_r)$ and $a'(\lambda_r)$, for low tip speed ratio ($\lambda < 4$). For example, Wood and Hammam (2022)

255 investigated the optimal performance of actuator disk models for horizontal-axis turbines. By implementing thrust from the Kutta-Joukowski equation, dependence on pressure within the wake is avoided. Their results highlighted that optimal performance at low λ is constrained as a measure to avoid recirculation in the wake, something that was not captured in Glauert's theory. While apparent effects on $C_{P_{max}}$ are small at low tip speed ratio, the thrust coefficient C_T for the limit $\lambda \rightarrow 0$ computed by Wood and Hammam (2022) is less than half to the computed value of 0.75 in Figure 1. At $\lambda = 1$, however, C_T from Wood

260 and Hammam (2022) equals 0.738 compared to 0.8458 in Figure 1, and $C_{P_{max}}$ is 0.4381 compared to 0.4155 in Figure 1. Overall, results obtained using Glauert's theory are impressive given the inherent assumptions.

7 Concluding Remark

This work derived several amendments to Glauert's original optimum rotor disk solution. First, an alternative approach by

265 means of calculus of variations was pursued to solve the underlying classical objective function for $C_{P_{max}}$ in wind turbine aerodynamics. Second, Glauert's optimum rotor disk solution was used to derive exact solutions for the thrust and bending moment coefficients, C_T and C_{Be} . Here, L'Hôpital's theorem was employed to determine the convergence behavior of all three coefficients for $\lambda \rightarrow 0$, while the high tip speed ratio limit of $\lambda \rightarrow \infty$ was more readily shown. Some surprising results

included that both power and bending moment coefficients, $C_{P_{max}}$ and C_{Be} , approach the Betz limit for $\lambda \rightarrow \infty$ and that thrust
 270 and bending moment coefficients, C_T and C_{Be} , have non-zero values for $\lambda \rightarrow 0$. Using a simple thought experiment, it was
 shown that all observations are indeed consistent with the limit of a uniformly loaded (constant pressure jump) rotor disk,
 whose validity holds for tip speed ratios typical of modern utility-scale wind turbines but has, due to its inherent assumptions,
 limited validity at very low tip speed ratio as discussed. Nevertheless, this work presents an interesting addendum to one of the
 pioneering works in wind turbine aerodynamics.

275 **Appendix A: Glauert's Original $C_{P_{max}}$ Derivation**

The following analysis is adjusted from Glauert's original derivation (Glauert, 1935) and consistent with other versions pub-
 lished in various textbooks (Burton et al., 2011; Hansen, 2008; Manwell et al., 2009; Schaffarczyk, 2014; Sørensen, 2016;
 Wilson et al., 1974; Wood, 2011; Schmitz, 2019). The function to be optimized is:

$$f(a, a') = a'(1 - a) \quad (\text{A1})$$

280 To determine the maximum of f , one must differentiate both sides of the objective function f with respect to the axial
 induction factor, a . The result is equated to 0 in order to find the appropriate stationary point, as shown:

$$\frac{df}{da} = \frac{da'}{da}(1 - a) - a' = 0 \quad (\text{A2})$$

Rearranging the equation above yields a new condition which must be satisfied at maximum C_P :

$$\frac{da'}{da} = \frac{a'}{1 - a} \quad (\text{A3})$$

285 Now, a second look is taken at the pressure relation from Eq. (5) which was known to Glauert. A derivative with respect to
 a is taken on both left- and right-hand sides of the equation, resulting in the following:

$$1 - 2a = \lambda_r^2(1 + 2a') \frac{da'}{da} \quad (\text{A4})$$

The right-hand side of Eq. (5) is substituted in for the λ_r^2 term, and the right-hand side of Eq. (A3) is substituted in for the
 differential term above, simplifying to the following:

$$290 \frac{1 + a'}{1 + 2a'} = \frac{a}{1 - 2a} \quad (\text{A5})$$

Upon algebraic rearranging of this intermediate step in Eq. (A5), the optimum relationship between a and a' is revealed:

$$a' = \frac{1 - 3a}{4a - 1} \quad (\text{A6})$$

This solution for a' can be substituted into the pressure relation from Eq. (5) to obtain a relationship between λ_r and a :

$$\lambda_r^2 = \frac{(1 - a)(1 - 4a)^2}{1 - 3a} \quad (\text{A7})$$

295 Equation (A7) is then rearranged into a third-degree polynomial representing the optimal axial induction factors across the rotor disk as a function of local tip speed ratio, λ_r , as shown below:

$$16a^3 - 24a^2 + (9 - 3\lambda_r^2)a + (\lambda_r^2 - 1) = 0 \quad (\text{A8})$$

A Newton-Raphson algorithm is employed to iteratively solve Glauert's third-order polynomial, with

$$a_{i+1} = a_i - \frac{f(a_i)}{f'(a_i)} \quad (\text{A9})$$

300 The resulting optimum function $a(\lambda_r)$ has been tabulated and plotted in Fig. A1 for λ_r ranging from 0 to 10. A formal proof of C_P exhibiting a maximum, i.e. via $\frac{d^2f}{da^2} < 0$, has only been shown recently (Schmitz, 2019).

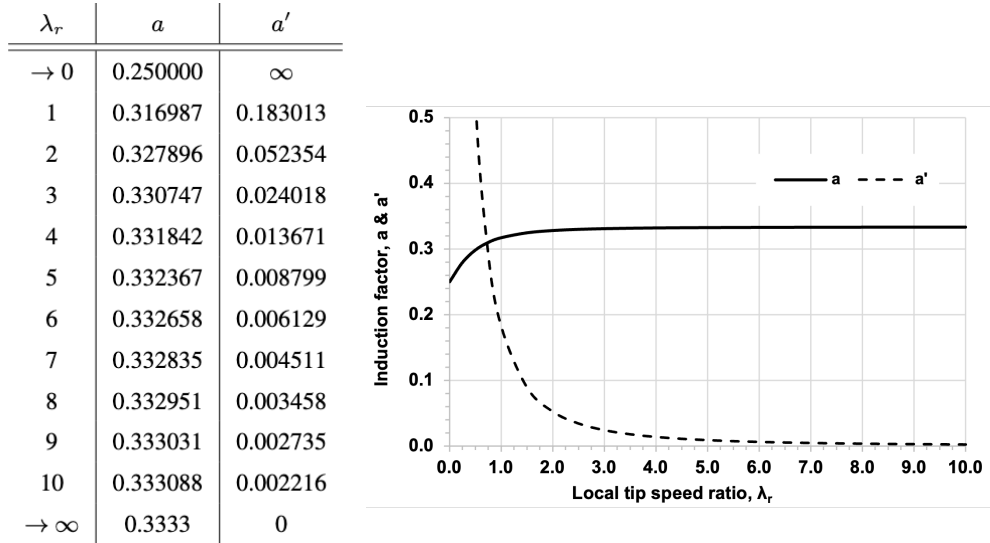


Figure A1. Glauert's theoretical solutions for optimum axial and angular induction factors, a and a' respectively, as a function of local tip speed ratio, λ_r

305 With optimum flow conditions known for a and a' as a function of λ_r , Glauert was able to determine the exact solution for $C_{P_{max}}$. Returning to Eq. (6), there is a $\lambda_r^3 d\lambda_r$ term that must be addressed in order to fully solve $C_{P_{max}}$ in terms of a . The approach taken by Glauert involved taking a second look at Eq. (A7). Upon differentiating both sides of this equation, a new expression for $2\lambda_r d\lambda_r$ is found, relating $d\lambda_r$ and da such that

$$2\lambda_r d\lambda_r = \frac{6(4a - 1)(1 - 2a)^2}{(1 - 3a)^2} da \quad (\text{A10})$$

The $\lambda_r^3 d\lambda_r$ term of interest can then be broken into a λ_r^2 and $\lambda_r d\lambda_r$ term, for which Eqs. (A7) and (A10) can be substituted in. Now, the integral for the maximum power coefficient, $C_{P_{max}}$, can be defined by just one unknown, i.e. a , as shown below:

$$\begin{aligned}
 C_{P_{max}} &= \frac{8}{\lambda^2} \int_0^\lambda a'(1-a)\lambda_r^2 \cdot \lambda_r d\lambda_r \\
 &= \frac{24}{\lambda^2} \int_{a_1}^{a_2} \frac{(1-a)^2(1-4a)^2(1-2a)^2}{(1-3a)^2} da
 \end{aligned} \tag{A11}$$

310 Note that the limits of integration have been modified to account for the variable substitution from λ_r to a . The value of the lower bound, a_1 , can be calculated by setting λ_r equal to 0 in Eq. (A8) and solving for a such that $a_1 = \frac{1}{4}$; the upper bound, a_2 , is the solution to Eq. (A8) for a variable input of λ_r . Through integration by substitution, a new variable $x = 1 - 3a$ is introduced to allow solving for $C_{P_{max}}$. The exact integral can now be expressed in terms of only x .

$$C_{P_{max}} = -\frac{1}{\lambda^2} \cdot \frac{8}{729} \int_{x_1}^{x_2} \left[\frac{(x+2)(4x-1)(2x+1)}{x} \right]^2 dx \tag{A12}$$

315 Here the integration bounds must be adjusted to account for the substitution from a into terms of x such that $x_2 = 1 - 3a_2$ and $x_1 = 1 - 3a$. Expanding the integrand and switching the integration bounds to avoid representing the exact integral as a negative expression yields the following:

$$C_{P_{max}} = \frac{1}{\lambda^2} \cdot \left(\frac{2}{9}\right)^3 \int_{x_2}^{x_1} \left[64x^4 + 288x^3 + 372x^2 + 76x - 63 - \frac{12}{x} + \frac{4}{x^2} \right] dx \tag{A13}$$

Integration of Eq. (A13) results in:

$$320 \quad C_{P_{max}} = \frac{1}{\lambda^2} \cdot \left(\frac{2}{9}\right)^3 \left[\frac{64}{5}x^5 + 72x^4 + 124x^3 + 38x^2 - 63x - 12\ln x - \frac{4}{x} \right]_{x_2=1-3a_2}^{x_1=\frac{1}{4}} \tag{A14}$$

These results for $C_{P_{max}}$, representing Glauert's optimum model, are plotted over a range of tip speed ratio, λ , as a solid line in Fig. A2.

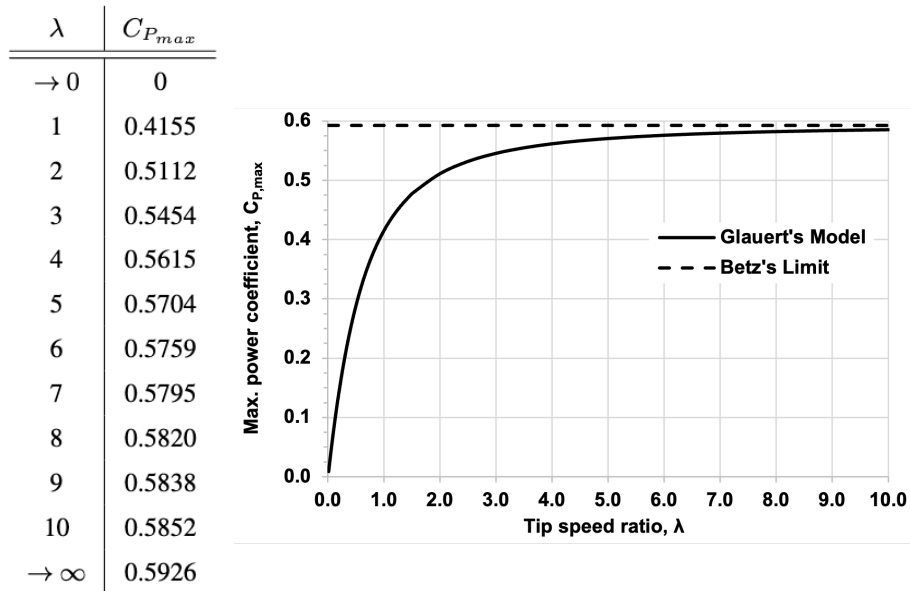


Figure A2. Maximum power coefficient, C_P , for Glauert’s actuator disk model and Betz’s theoretical limit.

The dotted horizontal line represents the theoretical Betz limit at $\frac{16}{27} = 0.5926$. A more compact form of Glauert’s solution can be found in Durand’s review (Glauert, 1935) and other texts.

325 *Author contributions.* Divya Tyagi performed all derivations and wrote the paper. Sven Schmitz advised on derivations and edited the paper.

Competing interests. The authors have no competing interests.

Acknowledgements. The authors want to thank the Department of Aerospace Engineering at The Pennsylvania State University for awarding part of this work the Wolk Thesis Award for best research conducted by a senior undergraduate student.

References

- 330 Betz, A.: Schraubenpropeller mit geringstem Energieverlust, Göttinger Nachrichten, 1919.
Breslin, J. P. and Andersen, P.: Hydrodynamics of Ship Propellers, Cambridge University Press, 1994.
Burton, T., Sharpe, D., Jenkins, N., and Bossanyi, E.: Wind Energy Handbook, John Wiley & Sons, Chichester, 2011.
de Vries, O.: Fluid Dynamic Aspects of Wind Energy Conversion, Advisory Group for Aerospace Research and Development, AGARD-AG-243, Amsterdam, 1979.
- 335 Glauert, H.: Airplane Propellers, in: Aerodynamic Theory, edited by Durand, W., pp. 169–360, Springer, Berlin, Heidelberg, Farnborough, England, 1935.
Goldstein, S.: On the vortex theory of screw propellers, Royal Society Proceedings (A), 123, 1929.
Hansen, M. O. L.: Aerodynamics of Wind Turbines, Earthscan, London, 2008.
Joukowski, N.: Travaux du Bureau des Calculs et Essais Aéronautiques de l'Ecole Supérieure Technique Moscou, 1918.
- 340 Lanchester, F.: A contribution to the theory of propulsion and the screw propeller, Transactions of the Institution of Naval Architects, 57, 1915.
Manwell, J. F., McGowan, J. G., and Rogers, A. L.: Wind Energy Explained, John Wiley & Sons, Chichester, 2009.
Okulov, V. L. and van Kuik, G. A. M.: The Betz-Joukowski limit: on the contribution to rotor aerodynamics by the British, German and Russian scientific schools, Wind Energy, 15, 203–347, 2012.
- 345 Schaffarczyk, A. P.: Introduction to Wind Turbine Aerodynamics, Springer, Berlin, 2014.
Schmitz, S.: Aerodynamics of Wind Turbines: A Physical Basis for Analysis and Design, John Wiley & Sons, Chichester, 2019.
Sharpe, D. J.: A General Momentum Theory Applied to an Energy-Extracting Actuator Disk, Wind Energy, 7, 177–188, 2004.
Sørensen, J. N.: General Momentum Theory for Horizontal Axis Wind Turbines, Springer International Publishing, Switzerland, 2016.
van Kuik, G.: The Fluid Dynamics Basis for Actuator Disc and Rotor Theories, IOS Press BV, 2018.
- 350 Wilson, R. E., Lissaman, P. B. S., and Walker, S. N.: Aerodynamic Performance of Wind Turbines, Oregon State University, 1974.
Wood, D.: Small Wind Turbines - Analysis, Design, and Application, Springer, Berlin, 2011.
Wood, D. H. and Hammam, M. M.: Optimal Performance of Actuator Disc Models for Horizontal-Axis Turbines, Frontiers in Energy Research, 2022.